

ISSUER COMMENT

19 October 2017

RATING

General Obligation (or GO Related) ¹

Aa2 No Outlook

Contacts

Vladimir Puchek 212-553-3792
Associate Analyst
vladimir.puchek@moody's.com

Orlie Prince 212-553-7738
VP-Sr Credit Officer/
Manager
orlie.prince@moody's.com

Township of Verona, NJ

Annual Comment on Verona Township

Issuer Profile

Verona Township is located in Essex County in northeastern New Jersey, approximately 10 miles northwest of Newark. The county has a population of 791,609 and a high population density of 6,269 people per square mile. The county's median family income is \$68,611 (1st quartile) and the August 2017 unemployment rate was 6% (4th quartile) ². The largest industry sectors that drive the local economy are health services, local government, and professional/scientific/technical services.

Credit Overview

The credit position for Verona Township is very strong, and its Aa2 rating slightly exceeds the median rating of Aa3 for cities nationwide. The key credit factors include a robust financial position, a strong wealth and income profile and a healthy tax base. The credit profile also reflects a manageable debt burden and a somewhat elevated pension liability.

Finances: The township has a robust financial position, which is relatively strong in comparison to the assigned rating of Aa2. Moody's makes certain adjustments to New Jersey local governments' fund balances to include receivables and reserves that would be eligible to be included in fund balance under GAAP accounting but are excluded as a result of state statutory accounting regulations. The cash balance as a percent of operating revenues (44.3%) slightly exceeds the US median, and grew between 2012 and 2016. Additionally, the fund balance as a percent of operating revenues (29.3%) is roughly equivalent to other Moody's-rated cities nationwide.

Economy and Tax Base: The economy and tax base of the township are exceptionally strong overall and are relatively favorable when compared to its Aa2 rating. The median family income equals a robust 205% of the US level. Furthermore, the full value per capita (\$175,553) is materially above the US median, and rose from 2012 to 2016. The total full value (\$2.4 billion) is slightly stronger than other Moody's-rated cities nationwide.

Debt and Pensions: The debt and pension liabilities of Verona Township are mid-ranged overall, although they are weaker when compared to the assigned rating of Aa2. The net direct debt to full value (1.6%) slightly exceeds the US median, and stayed flat between 2012 and 2016. In addition, the Moody's-adjusted net pension liability to operating revenues (2.0x) is unfavorably higher than the US median.

Management and Governance: New Jersey cities have an Institutional Framework score ³ of Aa, which is high compared to the nation. Institutional Framework scores measure a sector's legal ability to increase revenues and decrease expenditures. The sector's major revenue sources are subject to a cap which can be overridden with voter approval only.

However, the cap of 2% still allows for moderate revenue-raising ability and excludes debt service, pensions, and certain health care costs. Unpredictable revenue fluctuations tend to be minor, or under 5% annually. Across the sector, fixed and mandated costs are generally greater than 25% of expenditures. Unpredictable expenditure fluctuations tend to be minor, under 5% annually. The State has public sector unions, which can limit the ability to cut expenditures, however, police and fire raises are bound by a 2% arbitration cap.

Sector Trends - New Jersey Cities

New Jersey cities remain stable given improved financial management practices and highly predictable expenditures under the state-wide arbitration award cap. Most cities have implemented more frequent revaluation processes that limit tax appeals and an improving housing market reduces the risk in the first place. While the expanding state economy lags the nation, regions within close proximity of New York City will continue to benefit from the spill-over effect of residential and commercial development. Large cities with weak economic profiles and a high dependence on state aid remain vulnerable.

This publication does not announce a credit rating action. For any credit ratings referenced in this publication, please see the ratings tab on the issuer/entity page on www.moodys.com for the most updated credit rating action information and rating history.

EXHIBIT 1

Key Indicators ⁴/₅ Verona Township

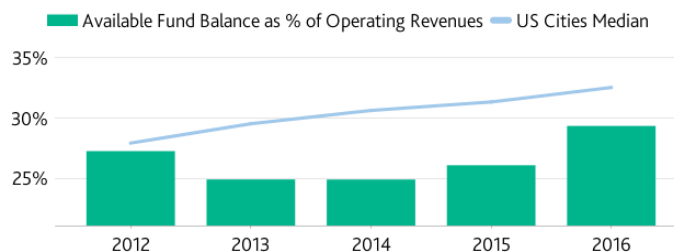
	2012	2013	2014	2015	2016	US Median	Credit Trend
Economy / Tax Base							
Total Full Value	\$2,206M	\$2,178M	\$2,217M	\$2,301M	\$2,373M	\$1,787M	Improved
Full Value Per Capita	\$165,529	\$162,447	\$164,178	\$170,622	\$175,553	\$88,380	Improved
Median Family Income (% of US Median)	210%	211%	209%	205%	205%	113%	Stable
Finances							
Available Fund Balance as % of Operating Revenues	27.2%	24.9%	24.9%	26.1%	29.3%	32.5%	Stable
Net Cash Balance as % of Operating Revenues	35.8%	37.3%	36.6%	38.5%	44.3%	35.4%	Improved
Debt / Pensions							
Net Direct Debt / Full Value	1.4%	1.7%	1.7%	1.7%	1.6%	1.2%	Stable
Net Direct Debt / Operating Revenues	1.45x	1.70x	1.72x	1.74x	1.74x	0.93x	Stable
Moody's-adjusted Net Pension Liability (3-yr average) to Full Value	1.2%	1.4%	1.5%	1.7%	1.8%	1.7%	Weakened
Moody's-adjusted Net Pension Liability (3-yr average) to Operating Revenues	1.21x	1.40x	1.59x	1.79x	1.99x	1.46x	Weakened

	2012	2013	2014	2015	2016	US Median
Debt and Financial Data						
Population	13,331	13,412	13,508	13,489	13,519	N/A
Available Fund Balance (\$000s)	\$5,719	\$5,281	\$5,345	\$5,704	\$6,350	\$7,221
Net Cash Balance (\$000s)	\$7,527	\$7,922	\$7,856	\$8,427	\$9,585	\$7,930
Operating Revenues (\$000s)	\$20,996	\$21,213	\$21,479	\$21,881	\$21,658	\$21,262
Net Direct Debt (\$000s)	\$30,451	\$36,073	\$36,927	\$38,111	\$37,766	\$18,822
Moody's Adjusted Net Pension Liability (3-yr average) (\$000s)	\$25,494	\$29,681	\$34,232	\$39,208	\$43,145	\$29,896

Source: Moody's Investors Service

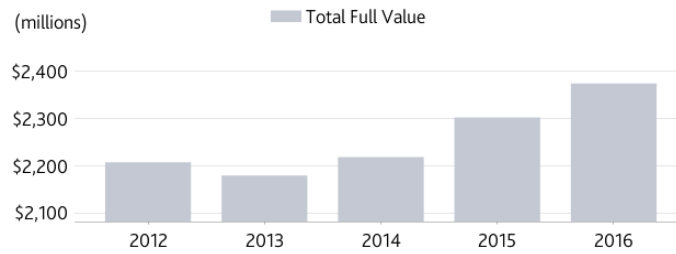
EXHIBIT 2

Available fund balance as a percent of operating revenues increased from 2012 to 2016



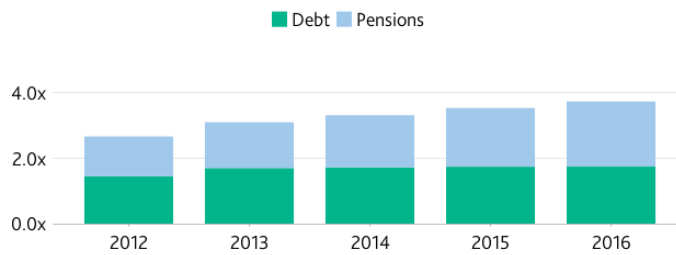
Source: Issuer financial statements; Moody's Investors Service

EXHIBIT 3

Full value of the property tax base increased from 2012 to 2016

Source: Issuer financial statements; Government data sources; Offering statements; Moody's Investors Service

EXHIBIT 4

Moody's-adjusted net pension liability to operating revenues increased from 2012 to 2016

Source: Issuer financial statements; Government data sources; Offering statements; Moody's Investors Service

Endnotes

- 1 The rating referenced in this report is the issuer's General Obligation (GO) rating or its highest public rating that is GO-related. A GO bond is generally backed by the full faith and credit pledge and total taxing power of the issuer. GO-related securities include general obligation limited tax, annual appropriation, lease revenue, non-ad valorem, and moral obligation debt. The referenced ratings reflect the government's underlying credit quality without regard to state guarantees, enhancement programs or bond insurance.
- 2 The demographic data presented, including population, population density, per capita personal income and unemployment rate are derived from the most recently available US government databases. Population, population density and per capita personal income come from the American Community Survey while the unemployment rate comes from the Bureau of Labor Statistics.

The largest industry sectors are derived from the Bureau of Economic Analysis. Moody's allocated the per capita personal income data and unemployment data for all counties in the US census into quartiles. The quartiles are ordered from strongest-to-weakest from a credit perspective: the highest per capita personal income quartile is first quartile, and the lowest unemployment rate is first quartile.
- 3 The institutional framework score assesses a municipality's legal ability to match revenues with expenditures based on its constitutionally and legislatively conferred powers and responsibilities. See [US Local Government General Obligation Debt \(December 2016\)](#) methodology report for more details.
- 4 For definitions of the metrics in the Key Indicators Table, [US Local Government General Obligation Methodology and Scorecard User Guide \(July 2014\)](#). Metrics represented as N/A indicate the data were not available at the time of publication.
- 5 The medians come from our most recently published local government medians report, [Medians – Growing Tax Bases and Stable Fund Balances Support Sector's Stability \(March 2016\)](#) which is available on Moodys.com. The medians presented here are based on the key metrics outlined in Moody's GO methodology and the associated scorecard.

© 2017 Moody's Corporation, Moody's Investors Service, Inc., Moody's Analytics, Inc. and/or their licensors and affiliates (collectively, "MOODY'S"). All rights reserved.

CREDIT RATINGS ISSUED BY MOODY'S INVESTORS SERVICE, INC. AND ITS RATINGS AFFILIATES ("MIS") ARE MOODY'S CURRENT OPINIONS OF THE RELATIVE FUTURE CREDIT RISK OF ENTITIES, CREDIT COMMITMENTS, OR DEBT OR DEBT-LIKE SECURITIES, AND MOODY'S PUBLICATIONS MAY INCLUDE MOODY'S CURRENT OPINIONS OF THE RELATIVE FUTURE CREDIT RISK OF ENTITIES, CREDIT COMMITMENTS, OR DEBT OR DEBT-LIKE SECURITIES. MOODY'S DEFINES CREDIT RISK AS THE RISK THAT AN ENTITY MAY NOT MEET ITS CONTRACTUAL, FINANCIAL OBLIGATIONS AS THEY COME DUE AND ANY ESTIMATED FINANCIAL LOSS IN THE EVENT OF DEFAULT. CREDIT RATINGS DO NOT ADDRESS ANY OTHER RISK, INCLUDING BUT NOT LIMITED TO: LIQUIDITY RISK, MARKET VALUE RISK, OR PRICE VOLATILITY. CREDIT RATINGS AND MOODY'S OPINIONS INCLUDED IN MOODY'S PUBLICATIONS ARE NOT STATEMENTS OF CURRENT OR HISTORICAL FACT. MOODY'S PUBLICATIONS MAY ALSO INCLUDE QUANTITATIVE MODEL-BASED ESTIMATES OF CREDIT RISK AND RELATED OPINIONS OR COMMENTARY PUBLISHED BY MOODY'S ANALYTICS, INC. CREDIT RATINGS AND MOODY'S PUBLICATIONS DO NOT CONSTITUTE OR PROVIDE INVESTMENT OR FINANCIAL ADVICE, AND CREDIT RATINGS AND MOODY'S PUBLICATIONS ARE NOT AND DO NOT PROVIDE RECOMMENDATIONS TO PURCHASE, SELL, OR HOLD PARTICULAR SECURITIES. NEITHER CREDIT RATINGS NOR MOODY'S PUBLICATIONS COMMENT ON THE SUITABILITY OF AN INVESTMENT FOR ANY PARTICULAR INVESTOR. MOODY'S ISSUES ITS CREDIT RATINGS AND PUBLISHES MOODY'S PUBLICATIONS WITH THE EXPECTATION AND UNDERSTANDING THAT EACH INVESTOR WILL, WITH DUE CARE, MAKE ITS OWN STUDY AND EVALUATION OF EACH SECURITY THAT IS UNDER CONSIDERATION FOR PURCHASE, HOLDING, OR SALE.

MOODY'S CREDIT RATINGS AND MOODY'S PUBLICATIONS ARE NOT INTENDED FOR USE BY RETAIL INVESTORS AND IT WOULD BE RECKLESS AND INAPPROPRIATE FOR RETAIL INVESTORS TO USE MOODY'S CREDIT RATINGS OR MOODY'S PUBLICATIONS WHEN MAKING AN INVESTMENT DECISION. IF IN DOUBT YOU SHOULD CONTACT YOUR FINANCIAL OR OTHER PROFESSIONAL ADVISER. ALL INFORMATION CONTAINED HEREIN IS PROTECTED BY LAW, INCLUDING BUT NOT LIMITED TO, COPYRIGHT LAW, AND NONE OF SUCH INFORMATION MAY BE COPIED OR OTHERWISE REPRODUCED, REPACKAGED, FURTHER TRANSMITTED, TRANSFERRED, DISSEMINATED, REDISTRIBUTED OR RESOLD, OR STORED FOR SUBSEQUENT USE FOR ANY SUCH PURPOSE, IN WHOLE OR IN PART, IN ANY FORM OR MANNER OR BY ANY MEANS WHATSOEVER, BY ANY PERSON WITHOUT MOODY'S PRIOR WRITTEN CONSENT.

All information contained herein is obtained by MOODY'S from sources believed by it to be accurate and reliable. Because of the possibility of human or mechanical error as well as other factors, however, all information contained herein is provided "AS IS" without warranty of any kind. MOODY'S adopts all necessary measures so that the information it uses in assigning a credit rating is of sufficient quality and from sources MOODY'S considers to be reliable including, when appropriate, independent third-party sources. However, MOODY'S is not an auditor and cannot in every instance independently verify or validate information received in the rating process or in preparing the Moody's publications.

To the extent permitted by law, MOODY'S and its directors, officers, employees, agents, representatives, licensors and suppliers disclaim liability to any person or entity for any indirect, special, consequential, or incidental losses or damages whatsoever arising from or in connection with the information contained herein or the use of or inability to use any such information, even if MOODY'S or any of its directors, officers, employees, agents, representatives, licensors or suppliers is advised in advance of the possibility of such losses or damages, including but not limited to: (a) any loss of present or prospective profits or (b) any loss or damage arising where the relevant financial instrument is not the subject of a particular credit rating assigned by MOODY'S.

To the extent permitted by law, MOODY'S and its directors, officers, employees, agents, representatives, licensors and suppliers disclaim liability for any direct or compensatory losses or damages caused to any person or entity, including but not limited to by any negligence (but excluding fraud, willful misconduct or any other type of liability that, for the avoidance of doubt, by law cannot be excluded) on the part of, or any contingency within or beyond the control of, MOODY'S or any of its directors, officers, employees, agents, representatives, licensors or suppliers, arising from or in connection with the information contained herein or the use of or inability to use any such information.

NO WARRANTY, EXPRESS OR IMPLIED, AS TO THE ACCURACY, TIMELINESS, COMPLETENESS, MERCHANTABILITY OR FITNESS FOR ANY PARTICULAR PURPOSE OF ANY SUCH RATING OR OTHER OPINION OR INFORMATION IS GIVEN OR MADE BY MOODY'S IN ANY FORM OR MANNER WHATSOEVER.

Moody's Investors Service, Inc., a wholly-owned credit rating agency subsidiary of Moody's Corporation ("MCO"), hereby discloses that most issuers of debt securities (including corporate and municipal bonds, debentures, notes and commercial paper) and preferred stock rated by Moody's Investors Service, Inc. have, prior to assignment of any rating, agreed to pay to Moody's Investors Service, Inc. for appraisal and rating services rendered by it fees ranging from \$1,500 to approximately \$2,500,000. MCO and MIS also maintain policies and procedures to address the independence of MIS's ratings and rating processes. Information regarding certain affiliations that may exist between directors of MCO and rated entities, and between entities who hold ratings from MIS and have also publicly reported to the SEC an ownership interest in MCO of more than 5%, is posted annually at www.moody.com under the heading "Investor Relations — Corporate Governance — Director and Shareholder Affiliation Policy."

Additional terms for Australia only: Any publication into Australia of this document is pursuant to the Australian Financial Services License of MOODY'S affiliate, Moody's Investors Service Pty Limited ABN 61 003 399 657 AFSL 336969 and/or Moody's Analytics Australia Pty Ltd ABN 94 105 136 972 AFSL 383569 (as applicable). This document is intended to be provided only to "wholesale clients" within the meaning of section 761G of the Corporations Act 2001. By continuing to access this document from within Australia, you represent to MOODY'S that you are, or are accessing the document as a representative of, a "wholesale client" and that neither you nor the entity you represent will directly or indirectly disseminate this document or its contents to "retail clients" within the meaning of section 761G of the Corporations Act 2001. MOODY'S credit rating is an opinion as to the creditworthiness of a debt obligation of the issuer, not on the equity securities of the issuer or any form of security that is available to retail investors. It would be reckless and inappropriate for retail investors to use MOODY'S credit ratings or publications when making an investment decision. If in doubt you should contact your financial or other professional adviser.

Additional terms for Japan only: Moody's Japan K.K. ("MJKK") is a wholly-owned credit rating agency subsidiary of Moody's Group Japan G.K., which is wholly-owned by Moody's Overseas Holdings Inc., a wholly-owned subsidiary of MCO. Moody's SF Japan K.K. ("MSFJ") is a wholly-owned credit rating agency subsidiary of MJKK. MSFJ is not a Nationally Recognized Statistical Rating Organization ("NRSRO"). Therefore, credit ratings assigned by MSFJ are Non-NRSRO Credit Ratings. Non-NRSRO Credit Ratings are assigned by an entity that is not a NRSRO and, consequently, the rated obligation will not qualify for certain types of treatment under U.S. laws. MJKK and MSFJ are credit rating agencies registered with the Japan Financial Services Agency and their registration numbers are FSA Commissioner (Ratings) No. 2 and 3 respectively.

MJKK or MSFJ (as applicable) hereby disclose that most issuers of debt securities (including corporate and municipal bonds, debentures, notes and commercial paper) and preferred stock rated by MJKK or MSFJ (as applicable) have, prior to assignment of any rating, agreed to pay to MJKK or MSFJ (as applicable) for appraisal and rating services rendered by it fees ranging from JPY200,000 to approximately JPY350,000,000.

MJKK and MSFJ also maintain policies and procedures to address Japanese regulatory requirements.

REPORT NUMBER

1086406